



Power Edge EZ Module
1994-2002 Ford Powerstroke®

Thank you for purchasing the Power Edge Module for the Ford Powerstroke®. The Power Edge has been developed and produced of the highest quality to ensure the best performance for years to come. If you have any concerns or questions please contact us.

The Power Edge Module is a high performance product

It is strongly recommended that EGT gauges and boost gauges be installed with the use of this product.

THIS PRODUCT MUST BE REMOVED WHEN TAKING VEHICLE TO VEHICLE DEALERSHIP OR OTHER SERVICE FACILITY!!

LEAVING PRODUCT INSTALLED MAY AFFECT DEALER DIAGNOSTIC ANALYSIS AND SCAN TOOL FUNCTIONS!!

The installation of this product indicates that the BUYER has read and understands this agreement as well as the "disclaimer of liability" agreement contained at the end of this document and accepts its terms and conditions.



Installation Instructions

Please read these instructions through completely and thoroughly understand each step prior to installation.

IMPORTANT: Read all Disclaimer, Warranty, and Installation Instructions before installing product

Supplied Items:

1. Power Edge EZ Module
2. Two Wire Ties
3. Two Velcro Strips

Module Installation

1. The *Power Edge EZ Module* can mount on the flat black plastic fuse box cover located on the driver's side fender. Adhere the module using the supplied velcro, allowing enough harness movement for removal of the cover.

ICP Sensor Connection

2. Connect the supplied ICP sensor wiring harness to the supplied main wiring harness in the engine compartment. Disconnect the stock wiring harness at the sensor located above the valve cover on the driver's side towards the front of the engine. Plug the supplied ICP sensor connector into the stock ICP sensor on the engine and the stock engine wiring harness connector into the supplied ICP sensor connector.

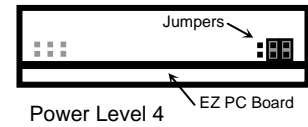
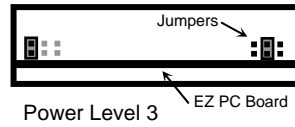
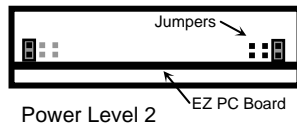
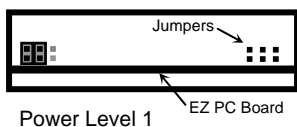
Final Inspection and Operation

3. Recheck all connections, fittings and fasteners for a properly secure installation.
4. Using the supplied wire ties, secure the wiring harness from possible damage.

Fueling Adjustment

The *Power Edge EZ Module* features 4 different levels of fueling. The *EZ Module* is set default to level 2.

1. To change settings remove the front panel by using a 3/32" allen wrench to remove the two screws.
2. Below the cover the 3 jumper settings on the right side are used for the power level adjustment.
3. The two jumpers can be repositioned in any of the locations shown below to achieve the desired response.



Power Gains

	Horsepower	Torque
Level 1:	50	90
Level 4:	60	100

THIS IS A HIGH PERFORMANCE PRODUCT. USE AT YOUR OWN RISK.

Do not use this product until you have carefully read the following agreement.

This sets forth the terms and conditions for the use of this product. The installation of this product indicates that the BUYER has read and understands this agreement and accepts its terms and conditions

DISCLAIMER OF LIABILITY

Edge Products Inc. and its distributors, jobbers, and dealers (hereafter **SELLER**) shall in no way be responsible for the product's proper use and service. THE BUYER HEREBY WAIVES ALL LIABILITY CLAIMS.

The **BUYER** acknowledges that he/she is not relying on the **SELLER's** skill or judgement to select or furnish goods suitable for any particular purpose and that there are no liabilities which extend beyond the description on the face hereof and the **BUYER** hereby waives all remedies or liabilities, expressed or implied, arising by law or otherwise, (including without any obligations of the **SELLER** with respect to fitness, merchantability and consequential damages) or whether or not occasioned by the **SELLER's** negligence.

The **BUYER** is responsible to fully understand the capability and limitations of his/her vehicle according to manufacturer specifications and agrees to hold the **SELLER** harmless from any damage resulting from failure to adhere to such specifications.

The **SELLER** disclaims any warranty and expressly disclaims any liability for personal injury or damages. The **BUYER** acknowledges and agrees that the disclaimer of any liability for personal injury is a material term for this agreement and the **BUYER** agrees to indemnify the **SELLER** and to hold the **SELLER** harmless from any claim related to the item of the equipment purchased. Under no circumstances will the **SELLER** be liable for any damages or expenses by reason of use or sale of any such equipment.

The **BUYER** is responsible to obey all applicable federal, state, and local laws, statutes, and ordinances when operating his/her vehicle, and the **BUYER** agrees to hold **SELLER** harmless from any violation thereof.

The **SELLER** assumes no liability regarding the improper installation or misapplication of its products. It is the installer's responsibility to check for proper installation and if in doubt, contact the manufacturer.

The **SELLER** recommends that the **BUYER** temporarily remove this product from his/her vehicle when having the vehicle serviced by a dealership or other service facility. Failure to do so may cause erroneous diagnostic readings or misdiagnosis of vehicle problems. The **SELLER** assumes no liability for failure to do so.

LIMITATION OF WARRANTY

Edge Products Inc. (hereafter "**SELLER**") gives Limited Warranty as to description, quality, merchantability, fitness for any product's purpose, productiveness, or any other matter of **SELLER's** product sold herewith. The **SELLER** shall be in no way responsible for the product's open use and service and the **BUYER** hereby waives all rights other than those expressly written herein. This Warranty shall not be extended or varied except by a written instrument signed by **SELLER** and **BUYER**.

The Warranty is Limited to two (2) years from the date of sale and limited solely to the parts contained within the product's kit. All products that are in question of Warranty must be returned shipping prepaid to the **SELLER** and must be accompanied by a dated proof of purchase receipt. All Warranty claims are subject to approval by Edge Products Inc.

Under no circumstances shall the **SELLER** be liable for any labor charged or travel time incurred in diagnosis for defects, removal, or reinstallation of this product, or any other contingent expenses.

Under no circumstances will the **SELLER** be liable for any damage or expenses insured by reason of the use or sale of any such equipment.

IN THE EVENT THAT THE BUYER DOES NOT AGREE WITH THIS AGREEMENT: THE BUYER MAY PROMPTLY RETURN THIS PRODUCT, IN A NEW AND UNUSED CONDITION, WITH A DATED PROOF OF PURCHASE, TO THE PLACE OF PURCHASE WITHIN SIXTY (60) DAYS FROM DATE OF PURCHASE FOR A FULL REFUND.

THE INSTALLATION OF THIS PRODUCT INDICATES THAT THE BUYER HAS READ AND UNDERSTANDS THIS AGREEMENT AND ACCEPTS ITS TERMS AND CONDITIONS.